

DISTRIBUTION OF SHAREHOLDING AS PER REVISED CLAUSE 35 OF THE LISTING AGREEMENT

(I) (a) Statement showing Shareholding Pattern

Name of the Company	VINDHYA TELELINKS LIMITED		
Scrip Code, Name of the Scrip, Class of Security	517015 (BSE)/VINDHYATEL EQ (NSE), EQUITY SHARES		
Quarter Ended	30.06.2013		
Partly Paid-up Shares	No. of Partly Paid-up Shares	As a % of total no. of Partly Paid-up shares	As a % of total no. of shares of the Company
Held by Promoter/Promoters Group	NIL	NIL	NIL
Held by Public	22588	100.00	0.19
Total	22588	100.00	0.19
Outstanding Convertible Securities	No. of Outstanding Securities	As a % of total no. of Outstanding Convertible Securities	As a % of total no. of Shares of the Company, assuming full conversion of the convertible securities
Held by Promoter/Promoters Group	NIL	NIL	NIL
Held by Public	NIL	NIL	NIL
Total	NIL	NIL	NIL
Warrants	No. of Warrants	As a % of total no. of Warrants	As a % of total no. of Shares of the Company, assuming full conversion of warrants
Held by Promoter/Promoters Group	NIL	NIL	NIL
Held by Public	NIL	NIL	NIL
Total	NIL	NIL	NIL
Total Paid-up Capital of the Company, assuming full conversion of Warrants and convertible securities	Rs.118508630.00 (No. of Shares 11850863)		

Category Code	Category of Shareholder	Number of shareholders	Total number of shares	Number of shares held in dematerialised form	Total shareholding as a percentage of total number of shares		Shares pledged or otherwise encumbered	
					As a percentage of (A+B)	As a percentage of (A+B+C)	Number of Shares	As a percentage
(I)	(II)	(III)	(IV)	(V)	(VI)	(VII)	(VIII)	(IX)=(VIII)/(IV)x100
(A)	Shareholding of Promoter and Promoter Group							
(1)	Indian							
(a)	Individuals/Hindu undivided family	-	-	-	-	-	-	-
(b)	Central Government/ State Government(s)	1	28000	28000	0.24	0.24	-	-
(c)	Bodies Corporate	11	5129405	368201	43.28	43.28	-	-
(d)	Financial Institutions/Banks	-	-	-	-	-	-	-
(e)	Any Other	-	-	-	-	-	-	-
	Sub-Total(A)(1)	12	5157405	396201	43.52	43.52	NIL	NIL
(2)	Foreign							
(a)	Individuals(Non-Resident Individuals/Foreign individuals)	-	-	-	-	-	-	-
(b)	Bodies Corporate	-	-	-	-	-	-	-
(c)	Institutions	-	-	-	-	-	-	-
(d)	Any Other	-	-	-	-	-	-	-
	Sub-Total (A) (2)	-	-	-	-	-	NIL	NIL
	Total Shareholding of Promoter and Promoter Group A=(A)(1)+(A)(2)	12	5157405	396201	43.52	43.52	NIL	NIL

Category Code	Category of Shareholder	Number of shareholders	Total number of shares	Number of shares held in dematerialised form	Total shareholding as a percentage of total number of shares		Shares pledged or otherwise encumbered	
					As a percentage of (A+B)	As a percentage of (A+B+C)	Number of Shares	As a percentage
(I)	(II)	(III)	(IV)	(V)	(VI)	(VII)	(VIII)	(IX)=(VIII)/(IV)x100
(B)	Public Shareholding						N.A.	N.A.
(1)	Institutions						N.A.	N.A.
(a)	Mutual Funds/UTI	6	2592	92	0.02	0.02	-	-
(b)	Financial Institutions/Banks	12	4254	100	0.04	0.04	-	-
(c)	Central Government/ Sate	-	-	-	-	-	-	-
(d)	Venture Capital Funds	-	-	-	-	-	-	-

(e)	Insurance Companies	-	-	-	-	-	-	-
(f)	Foreign Institutional Investors	6	1111191	1110491	9.38	9.38	-	-
(g)	Foreign Venture Capital Investors	-	-	-	-	-	-	-
(h)	Any Other -	-	-	-	-	-	-	-
	Sub-Total (B) (1)	24	1118037	1110683	9.44	9.44	-	-
(2)	Non-Institutions						N.A.	N.A.
(a)	Bodies Corporate	174	1048350	1033970	8.84	8.84	-	-
(b)	Individuals -							
(i)	Individual shareholders holding nominal share capital upto Rs.1 Lakh.	5026	1092510	769292	9.22	9.22	-	-
(ii)	Individual shareholders holding nominal share capital in excess of Rs.1 Lakh.	27	2081046	2081046	17.56	17.56	-	-
(c)	Any Other -							
(i)	Societies	6	1253886	1164486	10.58	10.58	-	-
(ii)	NRIs	268	83375	45192	0.70	0.70	-	-
(iii)	Clearing Members	14	16254	16254	0.14	0.14	-	-
	Sub-Total (B) (2)	5515	5575421	5110240	47.04	47.04	-	-
	Total Public Shareholding (B) = (B)(1)+(B)(2)	5539	6693458	6220923	56.48	56.48	N.A.	N.A.
	Total (A) + (B)	5551	11850863	6617124	100.00	100.00	N.A.	N.A.
(C)	Shares held by Custodians and against which Depository Receipts have been issued						N.A.	N.A.
(1)	Promoter & Promoter Group	-	-	-	-	-	-	-
(2)	Public	-	-	-	-	-	-	-
	Sub-Total (C)	-	-	-	-	-	-	-
	Grand Total (A)+(B)+(C)	5551	11850863	6617124	100.00	100.00	N.A.	N.A.

(I)(b) Statement showing holding of securities (including shares, warrants, convertible securities) of persons belonging to the category "Promoter and Promoter Group"

Sl.No.	Name of the shareholder	Details of Shares Held		Encumbered shares (*)			Details of warrants		Details of convertible securities		Total shares (including underlying shares assuming full conversion of warrants and convertible securities) as a % of diluted share capital
		No. of shares held	As a % of grand total (A)+(B)+(C)	No.	As a Percentage	As a % of grand total (A)+(B)+(C) of Sub-Clause (I) (a)	Number of warrants held	As a % total number of warrants of the same class	Number of convertible securities held	As a % total number of convertible securities of the same class	
(I)	(II)	(III)	(IV)	(V)	(VI)=(V)/(III)* 100	(VII)	(VIII)	(IX)	(X)	(XI)	(XII)
(1)	Indian										
(b)	Central Government/State Government(s)										
(i)	Madhya Pradesh State Industrial Development Corporation Ltd.	28000	0.24	-	-	-	-	-	-	-	-
	Total 1(b)	28000	0.24	-	-	-	-	-	-	-	-
(c)	Bodies Corporate										
(i)	Universal Cables Ltd.	3454530	29.15	-	-	-	-	-	-	-	-
(ii)	The Punjab Produce & Trading Co. Pvt. Ltd.	1291374	10.90	-	-	-	-	-	-	-	-
(iii)	Trilochan Vyapaar Private Ltd.	237211	2.00	-	-	-	-	-	-	-	-
(iv)	Punjab Produce Holdings Ltd.	121842	1.03	-	-	-	-	-	-	-	-
(v)	Baroda Agents & Trading Co.Pvt.Ltd.	15100	0.13	-	-	-	-	-	-	-	-
(vi)	Gwalior Webbing Co.Pvt.Ltd.	8848	0.07	-	-	-	-	-	-	-	-
(vii)	Birla Financial Corporation Ltd.	100	-	-	-	-	-	-	-	-	-
(viii)	East India Investment Co.Pvt.Ltd.	100	-	-	-	-	-	-	-	-	-
(ix)	Hindustan Gum & Chemicals Ltd.	100	-	-	-	-	-	-	-	-	-
(x)	Birla Ericsson Optical Ltd.	100	-	-	-	-	-	-	-	-	-
(xi)	The Rameshwara Jute Mills Ltd.	100	-	-	-	-	-	-	-	-	-
	Total 1(c)	5129405	43.28	-	-	-	-	-	-	-	-
	Grand Total 1(b)+1(c)	5157405	43.52	-	-	-	-	-	-	-	-

(*) The term "encumbrance" has the same meaning as assigned to it in regulation 28(3) of the SAST Regulations 2011.



(I)(c)(i) Statement showing holding of securities (including shares, warrants, convertible securities) of persons belonging to the category "Public "and holding more than 1% of the total number of shares

Sl.No.	Name of the shareholder	Number of shares held	Shares as a percentage of total number of shares [i.e., Grand Total (A)+(B)+(C) indicated in Statement at para (I)(a) above]	Details of warrants		Details of convertible securities		Total shares (including underlying shares assuming full conversion of warrants and convertible securities) as a % of diluted share capital
				Number of warrants held	As a % total number of warrants of the same class	Number of convertible securities held	% w.r.t total number of convertible securities of the same class	
1	Acacia Partners, LP	476755	4.02	-	-	-	-	-
2	Acacia Institutional Partners, LP	283881	2.40	-	-	-	-	-
3	Acacia Banyan Partners	196800	1.66	-	-	-	-	-
4	Antriksh Vyapaar Ltd.	569129	4.80	-	-	-	-	-
5	Sunayana Commercial Pvt. Ltd.	165107	1.39	-	-	-	-	-
6	Shyamadevi Agrawal	297120	2.51	-	-	-	-	-
7	Rachanadevi Agrawal	161624	1.36	-	-	-	-	-
8	Belle Vue Clinic	1164286	9.82	-	-	-	-	-
	TOTAL	3314702	27.96	-	-	-	-	-



(I)(c)(ii) Statement showing holding of securities (including shares, warrants, convertible securities) of persons (together with PAC) belonging to the category "Public "and holding more than 5% of the total number of shares of the Company

Sl.No.	Name(s) of the shareholder(s) and the Persons Acting in Concert (PAC) with them	Number of shares	Shares as a percentage of total number of shares [i.e., Grand Total (A)+(B)+(C) indicated in Statement at para (I)(a) above]	Details of warrants		Details of convertible securities		Total shares (including underlying shares assuming full conversion of warrants and convertible securities) as a % of diluted share capital
				Number of warrants	As a % total number of warrants of the same class	Number of convertible securities held	% w.r.t total number of convertible securities of the same class	
1	Belle Vue Clinic	1164286	9.82	-	-	-	-	-
	TOTAL	1164286	9.82	-	-	-	-	-



(I)(d) Statement showing details of locked-in shares

Sl.No.	Name of the shareholder	Locked-in shares as a percentage of total number of shares {i.e. Grand Total (A)+(B)+(C) indicated in Statement at Para (I)(a) above}
		 NIL 

(II)(a) Statement showing details of Depository Receipts (DRs)

Sl.No.	Type of outstanding DR (ADRs,GDRs, SDRs, etc.)	Shares underlying outstanding DRs as a percentage of total number of shares {i.e. Grand Total (A)+(B)+(C) indicated in Statement at para(I)(a) above}
		 NIL 

(II)(b) Statement showing Holding of Depository Receipts (DRs), where underlying shares are in excess of 1% of the total number of shares

Sl.No.	Name of the DR Holder	Shares underlying outstanding DRs as a percentage of total number of shares {i.e. Grand Total (A)+(B)+(C) indicated in Statement at para(I)(a) above}
		 NIL 

(III)(a) Statement showing the voting pattern of shareholders, if more than one class of shares/securities is issued by the issuer

Not Applicable since only one class of shares i.e. Equity Shares have been issued by the Company.